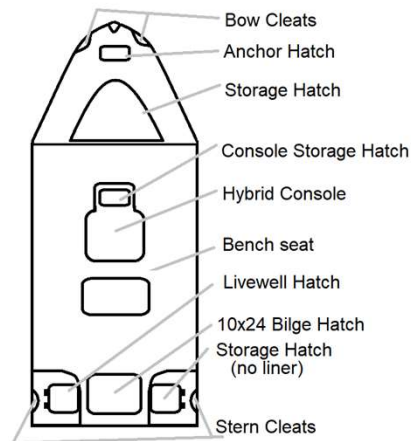
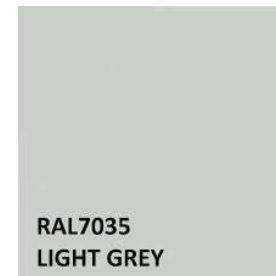



Lunacraft Boats

17CCS



Manufactured by



Length 17'6"	Beam 84"	Weight 1250 lb dry
Max HP 115	Min HP 60	Fuel 19 gallons
Capacity (P) 6 Persons / 900 lb	Capacity (P+Eq) 1700 lb	Draft 11" (approx)

- Vinylester hull construction (epoxy novolac VE)
- 100% composite construction (**NO WOOD!**)
- ISO/NPG Gelcoat
- USCG compliant permanent flotation foam
- 4 Stainless Cleats
- 4 Stainless Rod Holders
- 8 Gallon Light Blue Livewell
- Spacious bow storage compartment
- Separate bow anchor locker
- Self bailing deck

- Hybrid sit-or-stand console with front seat & storage
- Bench seat with backrest
- 4 cushions (bench+backrest, console lid+backrest)
- LED navigation lights
- 6 gang switch & breaker panel with reliable Carling switches
- 500 gph automatic bilge pump
- 800 gph livewell pump with high speed pickup



Specifications subject to change
Rev. 04-Oct-2023

facebook.com/lunacraftboats